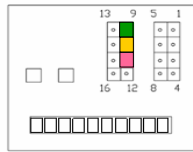


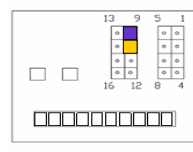
1	YELLOW = MUTE OUT connect to the radio mute cable
2	ORANGE = ignition lead + 15 connect to CK3100 orange wire
3	PINK = CAN BUS High line
4	VIOLET = K-BUS CONNECT ONLY MINI <2007
5	GREEN = CAN BUS Low line
6	RED = connect to a positive
7	YELLOW /BLACK = MUTE IN to Parrot (10) yellow mute cable
8	PARROT CK 3100 UNIT
9	PARROT CK3100 DISPLAY
10	PARROT MUTE RELAY
11	LOUDSPEAKERS OUTPUT
12	TO PARROT CK3100 HANDS-FREE CAR KIT
13	TO PARROT CK3100 HANDS-FREE CAR KIT

CAN BUS AND MUTE WIRES POSITION

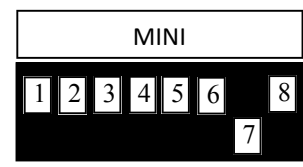
SWITCHES POSITION



CAN bus
MINI 2007>



K-BUS bus
2007 <2007



■ CAN BUS H
 ■ CAN BUS L
 ■ K- BUS
 ■ MUTE