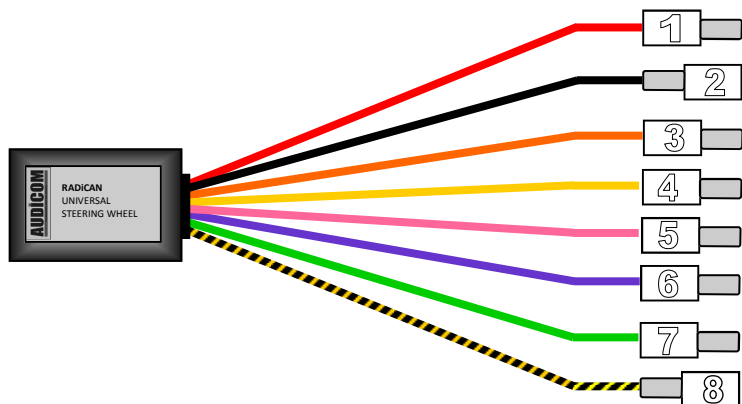



BOX CABLE



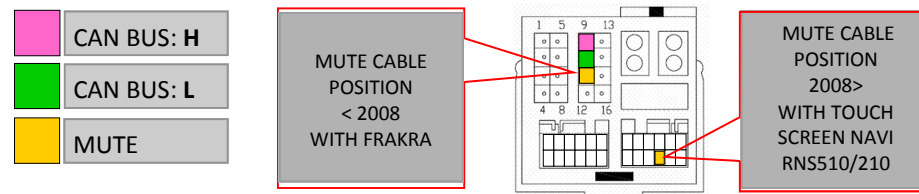
CABLES CONNECTIONS

- 1** RED = + 12 BATTERY
- 2** BLACK = GND BATTERY
- 3** ORANGE = service + 15 CAN BUS (OUT)
- 4** YELLOW = MUTE OUT connect to CAR RADIO MUTE CABLE
- 5** PINK = CAN BUS H
- 6** VIOLET = K-BUS LINE only for BMW e39 e 46
- 7** GREEN = CAN BUS L
- 8** YELLOW/BLACK = MUTE IN connect to yellow car kit mute

INSTALLATION WITH MUTE CABLE "EASYPLUG" CP200MP9



CAN BUS AND MUTE WIRE POSITION IN STANDARD CONNECTOR



SWITCHES CONFIGURATION

